

# PL

## PLATFORM SEMITRAILERS

---

### PLM

2-AXLE  
4-AXLE

3-AXLE

### PLF

2-AXLE  
4-AXLE  
6-AXLE

3-AXLE  
5-AXLE



# PL SERIES

Platform semitrailers series PL are available in two versions: series PLM from 2 to 4 axles and PLF from 2 to 6 axles, 2.55 m wide.

---

Both series are applicable during transport of long or oversize cargos, such as wind turbine segments, pipes, propellers for wind turbines, elements of roof constructions, elements of building constructions or elements of bridges or other exceptionally long items, ensuring the highest transport efficiency and relatively low

maintenance costs. A particularly low loading floor - down to 1.050 mm in the case of the PLM series - gives the DEMARKO Special Trailers platform semitrailers a wide range of applications and increasingly significant position on the transport market.

Similarly to our remaining models, the equipment of the platform semitrailers may be completed with a range of additional options, making the PLM and PLF group models very universal products.



# PLM 4-AXLE

# PLF 2-AXLE

## MAIN DIMENSIONS

TL	Total length	13.190 mm
EL	Extension length	6.300 mm
TE	Total length extended	19.490 mm
W	Width	2.550 mm
KH	Kingpin height	950 mm
LH	Loading area height	1.050 mm
FL	Front loading area length:	3.995 mm
LL	Rear loading area length:	9.195 mm
FO	Front overhang:	1.200 mm
RO	Rear overhang:	1.825 mm
RT	Swing clearance radius for truck	2.300 mm
RA	Clearance radius for trailer	5.810 mm

KA	Distance from kingpin to the 1st axle	6.030 mm
AD	Axle distance	1.360 mm

## WEIGHT

Max. fifth wheel load	16.000 kg
Axle load capacity	40.000 kg
Gross vehicle weight	56.000 kg
Dead weight	11.200 kg
Payload	44.800 kg

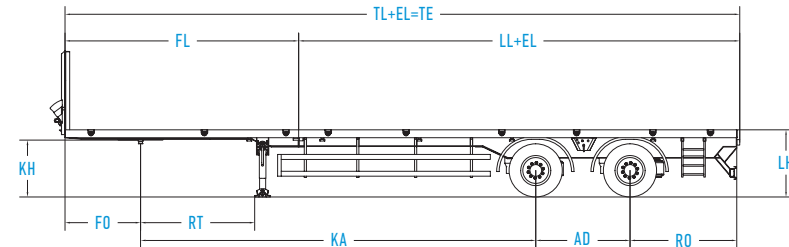
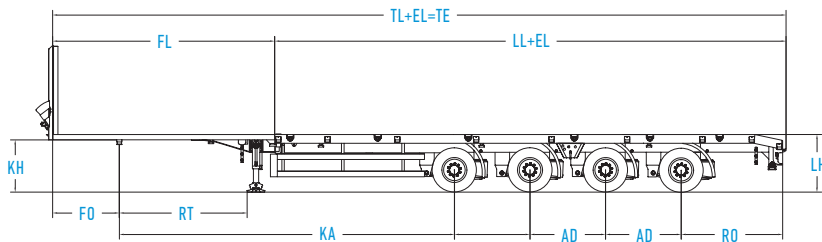
## MAIN DIMENSIONS

TL	Total length	13.660 mm
EL	Extension length	6.300 mm
TE	Total length extended	19.960 mm
W	Width	2.550 mm
KH	Kingpin height	1.150 mm
LH	Loading area height	1.360 mm
FL	Front loading area length	4.730 mm
LL	Rear loading area length	8.930 mm
FO	Front overhang	1.530 mm
RO	Rear overhang	2.160 mm
RT	Swing clearance radius for truck	2.310 mm
RA	Clearance radius for trailer	1.990 mm

KA	Distance from kingpin to the 1st axle	8.000 mm
AD	Axle distance	1.910 mm

## WEIGHT

Max. fifth wheel load	18.000 kg
Axle load capacity	18.000 kg
Gross vehicle weight	36.000 kg
Dead weight	9.000 kg
Payload	27.000 kg



- Heavy duty lashing rings in front loading area, 3 pairs, LC=min. 5000 daN
- Heavy duty lashing rings in rear loading area, 7 pairs, LC=min. 5000 daN

- Stake pockets, 8 pairs
- Stake pockets rows crosswise to the axis of trailer, 3 rows
- 2 fixed axles, 2 self-steering axles
- 1 axle lift

- Heavy duty lashing rings in front loading area, 3 pairs, LC=min. 5000 daN
- Heavy duty lashing rings in rear loading area, 6 pairs, LC=min. 5000 daN

- Stake pockets, 8 pairs
- Stake pockets rows crosswise to the axis of trailer, 3 rows
- 1 fixed axle, 1 self-steering axle

# PLF 3-AXLE

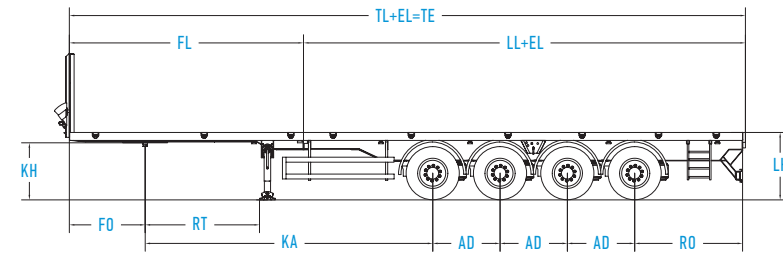
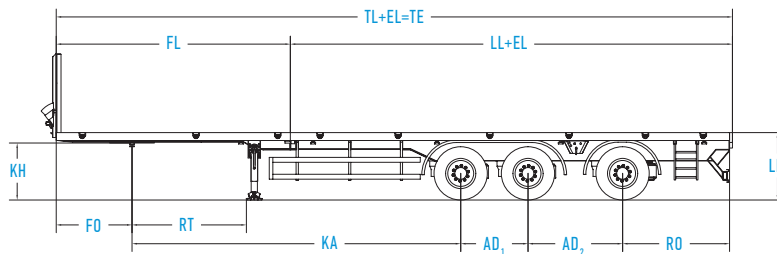
# PLF 4-AXLE

## MAIN DIMENSIONS

TL	Total length	13.660 mm	KA	Distance from kingpin to the 1st axle	6.640 mm
EL	Extension length	6.300 mm	AD <sub>1</sub> /AD <sub>2</sub>	Axle distance	1.360/1.910 mm
TE	Total length extended	19.960 mm			
W	Width	2.550 mm			
KH	Kingpin height	1.150 mm			
LH	Loading area height	1.360 mm			
FL	Front loading area length	4.730 mm			
LL	Rear loading area length	8.930 mm			
FO	Front overhang	1.530 mm			
RO	Rear overhang	2.160 mm			
RT	Swing clearance radius for truck	2.310 mm			
RA	Clearance radius for trailer	1.990 mm			
<b>WEIGHT</b>					
	Max. fifth wheel load	18.000 kg			
	Axle load capacity	27.000 kg			
	Gross vehicle weight	45.000 kg			
	Dead weight	10.000 kg			
	Payload	35.000 kg			

## MAIN DIMENSIONS

TL	Total length	13.660 mm	KA	Distance from kingpin to the 1st axle	5.810 mm
EL	Extension length	6.300 mm	AD	Axle distance	1.360 mm
TE	Total length extended	19.960 mm			
W	Width	2.550 mm			
KH	Kingpin height	1.150 mm			
LH	Loading area height	1.360 mm			
FL	Front loading area length	4.730 mm			
LL	Rear loading area length	8.930 mm			
FO	Front overhang	1.530 mm			
RO	Rear overhang	2.180 mm			
RT	Swing clearance radius for truck	2.310 mm			
RA	Clearance radius for trailer	1.990 mm			
<b>WEIGHT</b>					
	Max. fifth wheel load	18.000 kg			
	Axle load capacity	36.000 kg			
	Gross vehicle weight	54.000 kg			
	Dead weight	11.000 kg			
	Payload	43.000 kg			



- Heavy duty lashing rings in front loading area, 3 pairs, LC=min. 5000 daN
- Heavy duty lashing rings in rear loading area, 6 pairs, LC=min. 5000 daN

- Stake pockets, 8 pairs
- Stake pockets rows crosswise to the axis of trailer, 3 rows
- 2 fixed axles, 1 self-steering axle

- Heavy duty lashing rings in front loading area, 3 pairs, LC=min. 5000 daN
- Heavy duty lashing rings in rear loading area, 6 pairs, LC=min. 5000 daN

- Stake pockets, 8 pairs
- Stake pockets rows crosswise to the axis of trailer, 3 rows
- 2 fixed axles, 2 self-steering axles

# PLF 5-AXLE

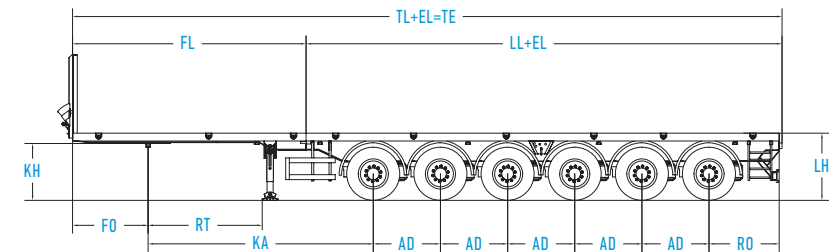
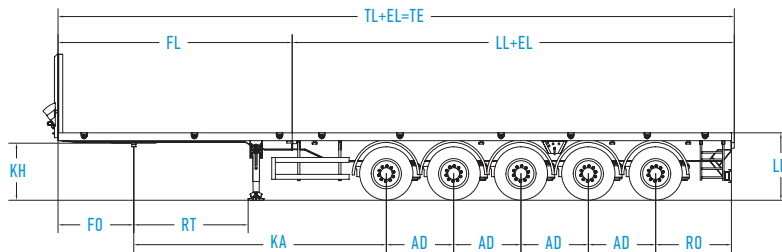
# PLF 6-AXLE

## MAIN DIMENSIONS

TL	Total length	13.660 mm	KA	Distance from kingpin to the 1st axle	5.100 mm
EL	Extension length	6.300 mm	AD	Axle distance	1.360 mm
TE	Total length extended	19.960 mm			
W	Width	2.550 mm			
KH	Kingpin height	1.150 mm			
LH	Loading area height	1.360 mm			
FL	Front loading area length	4.730 mm			
LL	Rear loading area length	8.930 mm			
FO	Front overhang	1.530 mm			
RO	Rear overhang	1.530 mm			
RT	Swing clearance radius for truck	2.310 mm			
RA	Clearance radius for trailer	1.990 mm			
<b>WEIGHT</b>					
	Max. fifth wheel load	18.000 kg			
	Axle load capacity	45.000 kg			
	Gross vehicle weight	63.000 kg			
	Dead weight	12.000 kg			
	Payload	51.000 kg			

## MAIN DIMENSIONS

TL	Total length	14.370 mm	KA	Distance from kingpin to the 1st axle	4.560 mm
EL	Extension length	6.300 mm	AD	Axle distance	1.360 mm
TE	Total length extended	20.670 mm			
W	Width	2.550 mm			
KH	Kingpin height	1.150 mm			
LH	Loading area height	1.360 mm			
FL	Front loading area length	4.730 mm			
LL	Rear loading area length	9.640 mm			
FO	Front overhang	1.530 mm			
RO	Rear overhang	1.420 mm			
RT	Swing clearance radius for truck	2.310 mm			
RA	Clearance radius for trailer	1.990 mm			
<b>WEIGHT</b>					
	Max. fifth wheel load	18.000 kg			
	Axle load capacity	54.000 kg			
	Gross vehicle weight	72.000 kg			
	Dead weight	13.000 kg			
	Payload	59.000 kg			



- Heavy duty lashing rings in front loading area, 3 pairs, LC=min. 5000 daN
- Heavy duty lashing rings in rear loading area, 6 pairs, LC=min. 5000 daN

- Stake pockets, 8 pairs
- Stake pockets rows crosswise to the axis of trailer, 3 rows
- 2 fixed axles, 3 self-steering axles

- Heavy duty lashing rings in front loading area, 3 pairs, LC=min. 5000 daN
- Heavy duty lashing rings in rear loading area, 6 pairs, LC=min. 5000 daN

- Stake pockets, 9 pairs
- Stake pockets rows crosswise to the axis of trailer, 3 rows
- 2 fixed axles, 4 self-steering axles